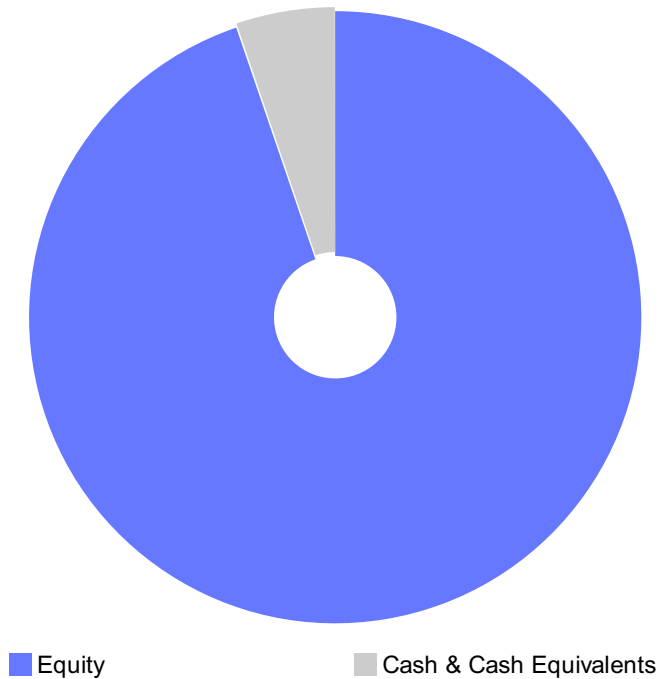


# FUND - OVERVIEW



Profile Summary		Top 5 Holdings		Top 5 Sectors	
Portfolio Name	Sterling Inv Alpha WW Pres Fnd	<b>Issue Name</b>	<b>Portfolio Weight</b>	<b>Issuer</b>	<b>Portfolio Weight</b>
As Of	2026/03/31	Purple Group Ord Shs	5.61%	Consumer Cyclicals	18.42%
Currency	ZAR	South African Rand (co	5.23%	Industrials	18.16%
Number Of Securities	40	Aspen Pharmacare Ord Shs	4.12%	Technology	16.74%
Value	270,876,012.82	KAP Ord Shs	3.95%	Basic Materials	13.01%
% of Top 15 Holdings	55.24%	AECI Ord Shs	3.80%	Financials	10.70%
% of Top 25 Holdings	79.87%	<b>Portfolio Weight - Top 5 Securi...</b>	<b>22.71%</b>	<b>Portfolio Weight - Top 5..</b>	<b>77.03%</b>

Allocation - Asset Class



Allocation - Asset Class

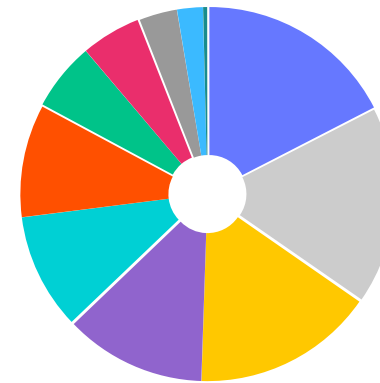
Issuer	Portfolio Weight
<b>Sterling Inv Alpha WW Pres Fnd</b>	<b>100.000%</b>
Equity	94.774%
Cash & Cash Equivalents	5.226%

# FUND - ALLOCATION BY CLASSIFICATION



## TRBC Economic Sector

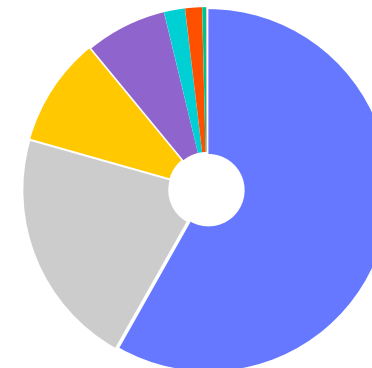
Issue Name	Portfolio Weight
Consumer Cyclicals	18.42%
Industrials	18.16%
Technology	16.74%
Basic Materials	13.01%
Financials	10.70%
Consumer Non-Cyclicals	10.39%
Healthcare	6.29%
Energy	3.51%
Real Estate	2.39%
N/A	0.38%



- Consumer Cyclicals
- Industrials
- Technology
- Basic Materials
- Financials
- Consumer Non-Cyclicals
- Healthcare
- Cash & Equivalents
- Energy
- Real Estate
- N/A

## Country

Issue Name	Portfolio Weight
South Africa	55.89%
U.S.A.	22.38%
U.K.	10.17%
China	7.59%
Switzerland	1.98%
Uruguay	1.60%
N/A	0.36%
Ireland	0.03%



- South Africa
- U.S.A.
- U.K.
- China
- Switzerland
- Uruguay
- N/A
- Ireland

**FUND - TOP 20 HOLDINGS**REFINITIV 

As Of 2026/03/31

Issue Name	Price - Close	Value	Portfolio Weight	TRBC Economic Sector	Country
<b>Sterling Inv Alpha WW Pres Fnd</b>	<b>728.40</b>	<b>270,876,012.82</b>	<b>100.00%</b>		
Purple Group Ord Shs	1.90	15,197,091.10	5.61%	Financials	South Africa
South African Rand (co	1.00	14,156,906.38	5.23%		South Africa
Aspen Pharmacare Ord Shs	131.40	11,169,000.00	4.12%	Healthcare	South Africa
KAP Ord Shs	2.04	10,710,000.00	3.95%	Industrials	South Africa
AECI Ord Shs	114.29	10,286,100.00	3.80%	Basic Materials	South Africa
Rightmove Ord Shs	96.81	10,117,161.43	3.73%	Technology	U.K.
PayPal Holdings Ord Shs	774.22	9,484,250.43	3.50%	Industrials	U.S.A.
Alibaba Group Holding ADR Representing 8 Ord Shs	2,147.56	9,341,892.74	3.45%	Technology	China
Exxaro Resources Ord Shs	224.62	9,009,957.44	3.33%	Energy	South Africa
Booking Holdings Ord Shs	2,882.81	9,008,769.07	3.33%	Consumer Cyclicals	U.S.A.
Mr Price Group Ord Shs	153.37	8,818,775.00	3.26%	Consumer Cyclicals	South Africa
Caxton and CTP Ord Shs	13.24	8,246,759.08	3.04%	Consumer Cyclicals	South Africa
Invicta Holdings Ord Shs	36.99	8,230,275.00	3.04%	Industrials	South Africa
African Rainbow Mineral Ord Shs	230.88	8,080,800.00	2.98%	Basic Materials	South Africa
Global Payments Ord Shs	1,152.01	7,776,052.31	2.87%	Industrials	U.S.A.
Jd Com Adr Representing 2 Class A	506.16	7,592,467.13	2.80%	Consumer Cyclicals	China
Libstar Holdings Ord Shs	4.40	7,590,000.00	2.80%	Consumer Non-Cyclicals	South Africa
Adobe Ord Shs	4,160.92	7,073,567.23	2.61%	Technology	U.S.A.
Airbnb Ord Shs Class A	2,161.60	7,025,193.18	2.59%	Technology	U.S.A.
Mondi Ord Shs	190.42	6,664,858.88	2.46%	Basic Materials	U.K.