

As at 30 April 2026

Model Inception Date: 01 February 2021

## Overview

This portfolio aims to deliver long term capital growth to SA domiciled investors. It does so through an equity focus, both local and offshore. The portfolio will at times aim to manage risk through investment in other asset classes, but will typically be majority invested in equities. It aims for an aggressive return target, and as such may experience periods of high volatility. The portfolio invests in Sharia compliant investments.

## Objective

1. Aims to achieve inflation plus 6% per annum after fees
2. Maximise capital growth
3. Downside risk management relative to pure equities

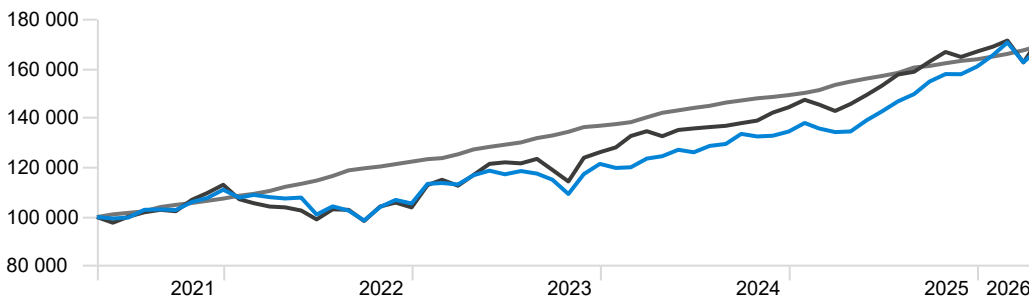
## Investment Guidelines

<b>Model Size</b>	R81 688 991
<b>Regulation 28 Compliant</b>	No
<b>ASISA Classification</b>	Worldwide Equity General
<b>Expected Maximum Equity</b>	100%
<b>Expected Maximum Offshore</b>	65%
<b>Real Return Target</b>	SA CPI + 6% p.a.
<b>Risk Profile</b>	High
<b>Client Objective</b>	Growth
<b>Investment Horizon</b>	6+ years

## Cumulative Performance

Growth of R100,000 investment

Time Period: 2021/05/01 to 2026/04/30



— Sterling Invest Ethical Flexible Equity Model	168 258
— (ASISA) Wwide EQ General	172 049
— SA CPI + 6%	169 366

## Fund Returns

	3 Months	6 Months	YTD	1 Year	3 Years	5 Years	10 Years	Since Inception	Inception Date
<b>Sterling Invest Ethical Flexible Equity Model</b>	<b>1.58</b>	<b>4.52</b>	<b>6.44</b>	<b>24.55</b>	<b>12.23</b>	<b>10.95</b>	—	<b>11.43</b>	<b>2021/02/28</b>
Camissa Islamic Global Equity FF B	4.66	6.77	6.40	25.20	9.76	9.01	—	10.75	2019/05/22
Sterling Invest Alpha Worldwide Prsct E	0.94	0.67	-0.86	12.52	15.11	—	—	12.60	2021/08/02
Visio BCI Shari'ah Equity Fund C	-1.23	3.70	8.80	30.61	13.77	10.92	—	10.62	2018/06/14
Sentio SCI Hikma Shariah General Eq FdB1	-3.82	1.40	6.10	24.14	14.06	11.52	—	7.78	2016/06/01
Old Mutual Albaraka Income B1	2.02	3.12	4.64	10.10	7.79	7.22	—	7.82	2020/03/31
Camissa Islamic Equity B	3.57	7.96	13.13	37.49	14.26	12.04	11.31	10.27	2013/07/01
(ASISA) Wwide EQ General	1.76	2.98	3.08	17.97	13.70	11.46	9.08	11.43	1999/09/30
SA CPI + 6%	2.60	3.31	4.32	9.33	9.95	11.11	10.88	14.65	1980/02/29

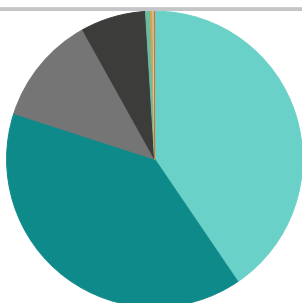
Returns are net of fund fees. Returns greater than 1 year are annualised.

Individual client returns may differ from model portfolio returns.

Sterling Invest Ethical Flexible Equity Model inception date: 01 February 2021 | \* Since inception is calculated from the month following the model's inception date.

Returns shown may represent a fee class different to the actual return received by the investor.

## Asset Allocation



	%
● Non-SA Equity	40.5
● SA Equity	39.5
● Non-SA Cash	11.9
● SA Cash	7.1
● SA Property	0.5
● SA Bond	0.3
● Africa Equity	0.1
● Non-SA Other	0.1
<b>Total</b>	<b>100.0</b>

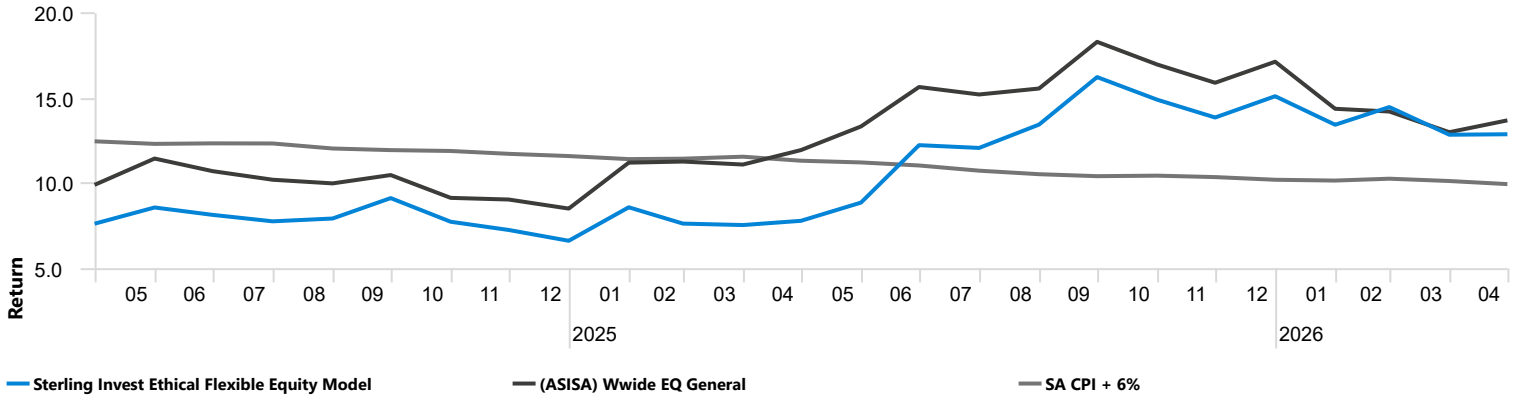
## Manager Allocation

Camissa Islamic Global Equity FF B	30.13
Sterling Invest Alpha Worldwide Prsct E	18.26
Camissa Islamic Equity B	16.86
Visio BCI Shari'ah Equity Fund C	15.53
Sentio SCI Hikma Shariah General Eq FdB1	14.59
Old Mutual Albaraka Income B1	4.63

### Rolling Returns

Time Period: 2021/05/01 to 2026/04/30

Rolling Window: 3 Years 1 Month shift



### Top 10 Holdings

Anglogold Ashanti PLC	2.53
JD.com Inc ADR	2.21
MTN Group Ltd	2.01
JD Sports Fashion PLC	1.89
Valterra Platinum Ltd	1.86
Mr Price Group Ltd	1.73
Northam Platinum Holdings Ltd	1.69
Nutrien Ltd	1.35
Exxaro Resources Ltd	1.30
AVI Ltd	1.24
<b>Total</b>	<b>17.83</b>

Source: Morningstar Direct

### MODEL PORTFOLIO FEES

Base Fee	0.85%	
Discretionary Management Fee	0.40%	These are estimated weighted average fees, based on clean fees at benchmark. Therefore, fees reflected may differ from the end investor's fee due to platform variations on fee and rebates.
Performance fee and other costs:	0.04%	
Transaction Costs	0.16%	TERs for the underlying funds are calculated on the average annualised costs incurred over the last 3 years, as per the ASISA reporting standards, and are therefore not necessarily reflective of the current costs to investors.
VAT	0.22%	
<b>Model Total Investment Charge</b>	<b>1.67%</b>	



**Portfolio Managers:**  
Ebrahim Moola, Faheem Paruk  
and DJ Elliott

+27 31 309 7861  
www.sterlinginvest.co.za  
info@sterlinginvest.co.za

**For more information visit:**  
www.sterlinginvest.co.za/sterlingmodelportfolios

This document is intended solely for informational purposes and does not constitute an advertisement, offer, or solicitation to buy, sell, or engage in any specific investment. A model portfolio is not a unit trust; it represents a selection of Collective Investment Scheme/Unit Trust funds consolidated under a single account with an administrative Financial Services Provider (FSP). Access to model portfolios is restricted to clients of authorised FSPs. Investments carry inherent risks, and historical performance should not be viewed as a reliable indicator of future results. Returns are not guaranteed, and investors may receive less than the amount originally invested. A model management fee will apply, and the underlying Collective Investment Schemes will levy their own charges. No commissions or incentives will be paid to Alexforbes. This document is protected by copyright and may not be copied, reproduced, sold, or distributed without prior written consent.  
Alexander Forbes Investments Limited (FSP 711) and Sterling Invest (Pty) Ltd (FSP 46577) are authorised financial services providers.