

As at 30 April 2026

Portfolio Inception Date: 30 November 2021

Overview

This is a high growth flexible global portfolio which invests across global asset classes: equities, fixed income, property and cash. It is aimed at long term investors with a time horizon longer than 7 years, with a high risk appetite who would like to see long term capital growth with offshore exposure. The portfolio is diversified across regions, currencies and sectors with the aim to generate real returns relative to global inflation. The funds used within the portfolio have all been comprehensively researched and rated by Investment Solutions and are actively monitored. The portfolio combines both multi-asset and single asset class funds to provide flexibility and efficiency of management.

Objective

1. Aims to achieve inflation plus 6% per annum over rolling 6 year periods
2. High level of real capital growth
3. Low income generation

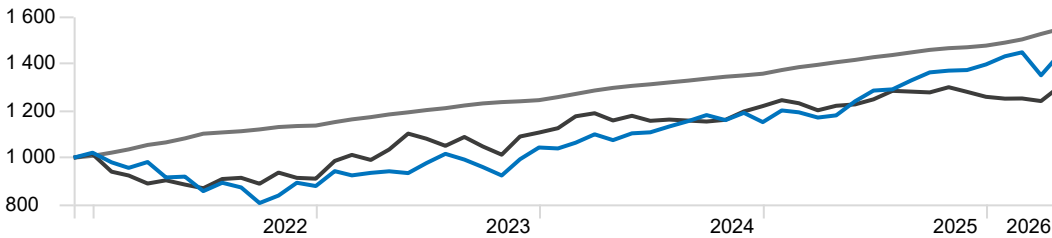
Investment Guidelines

Model Size	\$1 394 561
Regulation 28 Compliant	No
ASISA Classification	Global Multi-Asset Flexible
Expected Maximum Equity	100%
Expected Maximum Offshore	100%
Real Return Target	US CPI + 6% p.a.
Risk Profile	High
Client Objectives	Growth

Cumulative Performance

Growth of \$1,000 investment

Time Period: 2021/11/30 to 2026/04/30



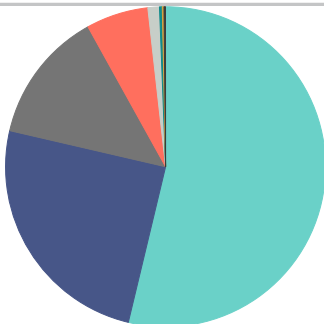
Sterling Invest Global Capital Growth Model	1 441
(ASISA) Global MA Flexible	1 303
US CPI + 6%	1 549

	3 Months	6 Months	YTD	1 Year	3 Years	5 Years	10 Years	Since Inception	Inception Date
Sterling Invest Global Capital Growth Model	0.56	5.05	3.05	22.05	15.24	—	—	8.63	2021/11/30
Dodge & Cox Global Stock I	2.14	9.87	5.88	25.67	16.01	10.31	11.76	8.13	2008/05/01
iShares World Equity Index (LU) F2 USD	2.36	5.54	4.22	30.35	19.44	10.83	12.41	11.56	2012/10/23
Schroder ISF Gbl Rcvy E Acc USD	2.46	13.85	7.42	33.67	17.05	11.42	10.28	8.66	2013/10/09
Baillie Gifford WW L/T Gbl Gr B USD Acc	-8.32	-16.89	-11.40	6.83	16.74	-1.28	—	14.71	2016/08/10
Artisan Global Value A USD Acc	-0.47	9.80	3.37	25.45	19.07	10.36	10.38	9.35	2013/08/06
Coronation Global Strategic USD Inc A	0.42	1.45	0.83	3.88	5.09	3.18	2.56	2.67	2011/12/30
Orbis Global Equity Investor	2.80	14.75	11.98	47.35	25.44	12.77	12.28	11.75	1989/12/31
Orbis Optimal SA USD	-0.49	2.73	-0.44	4.64	5.92	7.16	3.23	3.39	2004/12/31
Fidelity Emerging Markets	7.93	14.02	15.18	51.15	20.33	5.66	11.35	6.39	1990/11/01
BNY Mellon Long-Term Gbl Eq USD C Acc	-1.73	1.35	-0.15	10.17	8.15	5.09	9.60	7.29	2008/04/04
Ninety One Global Franchise	-5.59	-1.43	-5.18	7.62	10.94	6.16	10.38	9.14	2007/04/02
Sands Capital Global Growth A USD Acc	0.38	-7.52	-3.35	7.10	12.50	-0.65	10.65	11.16	2010/06/30
iShares Global Govt Bd Idx (LU) A2 USD	-1.14	0.09	-0.31	0.95	1.43	-3.17	-0.79	-0.82	2012/10/23
(ASISA) Global MA Flexible	3.97	0.06	3.32	6.57	7.95	7.67	7.86	8.20	1997/01/31
US CPI + 6%	3.85	5.53	4.75	10.03	9.35	10.78	9.56	9.13	1925/12/31

Returns are net of fund fees. Returns greater than 1 year are annualised. Individual client returns may differ from model portfolio returns.

Sterling Invest Global Capital Model inception date: 30 November 2021 | * Since inception is calculated from the month following the model's inception date. Returns shown may represent a fee class different to the actual return received by the investor.

Asset Allocation



Manager Allocation

Manager	%
Dodge & Cox Global Stock I	16.00
iShares World Equity Index (LU) F2 USD	13.00
Schroder ISF Gbl Rcvy E Acc USD	10.00
Baillie Gifford WW L/T Gbl Gr B USD Acc	9.00
Artisan Global Value A USD Acc	8.00
Coronation Global Strategic USD Inc A	8.00
Orbis Global Equity Investor	8.00
Orbis Optimal SA USD	6.50
Fidelity Emerging Markets	6.00
BNY Mellon Long-Term Gbl Eq USD C Acc	5.00
Ninety One Global Franchise	5.00
Sands Capital Global Growth A USD Acc	3.00
iShares Global Govt Bd Idx (LU) A2 USD	2.50

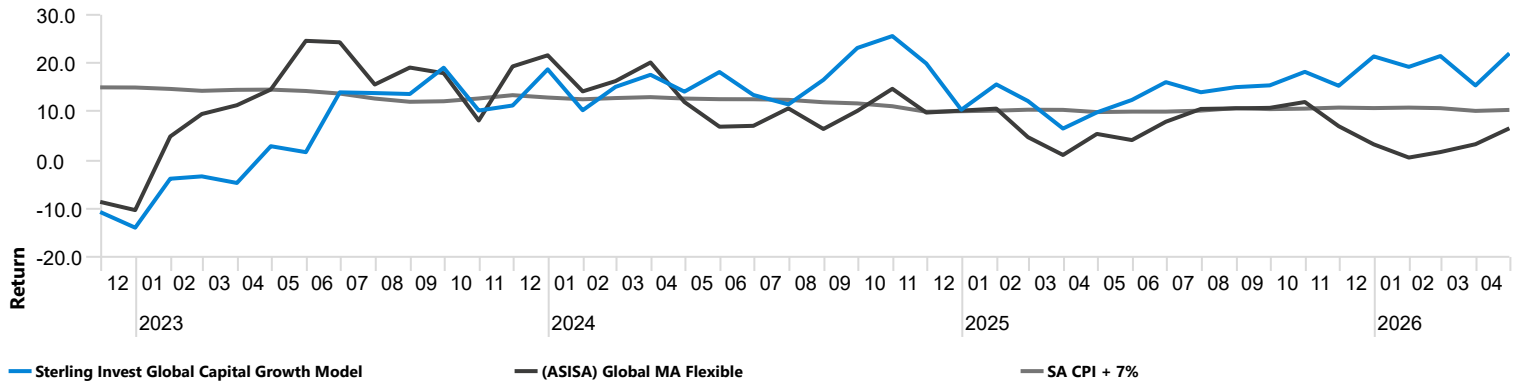
As at 30 April 2026

Portfolio Inception Date: 30 November 2021

Rolling Returns

Time Period: Since Common Inception (2021/12/01) to 2026/04/30

Rolling Window: 1 Year 1 Month shift



Top 10 Holdings

Taiwan Semiconductor Manufacturing Co Ltd	2.73
NVIDIA Corp	1.77
Amazon.com Inc	1.56
Alphabet Inc Class A	1.44
Equity Positions Less Than 1%	1.28
Microsoft Corp	1.17
Samsung Electronics Co Ltd	1.05
ASML Holding NV	1.02
Tencent Holdings Ltd	0.84
Alphabet Inc Class C	0.82
Total	13.68

Source: Morningstar Direct

MODEL PORTFOLIO FEES

Base Fee	0.90%	These are estimated weighted average fees, based on clean fees at benchmark. Therefore, fees reflected may differ from the end investor's fee due to platform variations on fee and rebates.
Discretionary Model Fee	0.40%	
Performance fee and other costs	0.00%	
Transaction costs	0.00%	TERs for the underlying funds are calculated on the average annualised costs incurred over the last 3 years, as per the ASISA reporting standards, and are therefore not necessarily reflective of the current costs to investors.
VAT	0.00%	
Model Total Investment Charge	1.31%	



Portfolio Managers:
Ebrahim Moola, Faheem Paruk
and DJ Elliott

+27 31 309 7861
www.sterlinginvest.co.za
info@sterlinginvest.co.za

For more information visit:
www.sterlinginvest.co.za/sterlingmodelportfolios

This document is intended solely for informational purposes and does not constitute an advertisement, offer, or solicitation to buy, sell, or engage in any specific investment. A model portfolio is not a unit trust; it represents a selection of Collective Investment Scheme/Unit Trust funds consolidated under a single account with an administrative Financial Services Provider (FSP). Access to model portfolios is restricted to clients of authorised FSPs. Investments carry inherent risks, and historical performance should not be viewed as a reliable indicator of future results. Returns are not guaranteed, and investors may receive less than the amount originally invested. A model management fee will apply, and the underlying Collective Investment Schemes will levy their own charges. No commissions or incentives will be paid to Alexforbes. This document is protected by copyright and may not be copied, reproduced, sold, or distributed without prior written consent. Alexander Forbes Investments Limited (FSP 711) and Sterling Invest (Pty) Ltd (FSP 46577) are authorised financial services providers.